


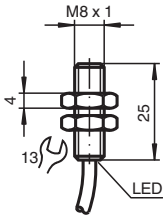
Inductive sensor NCB1,5-8GM25-N0



■ 1.5 mm flush



Dimensions



Technical Data

General specifications		
Switching function		Normally closed (NC)
Output type		NAMUR
Rated operating distance	s_n	1.5 mm
Installation		flush
Assured operating distance	s_a	0 ... 1.215 mm
Actual operating distance	s_r	1.35 ... 1.65 mm typ.
Reduction factor r_{Al}		0.3
Reduction factor r_{Cu}		0.2
Reduction factor r_{304}		0.7
Output type		2-wire
Nominal ratings		
Nominal voltage	U_o	8.2 V (R_i approx. 1 k Ω)
Switching frequency	f	0 ... 2000 Hz
Hysteresis	H	1 ... 10 typ. 3 %
Reverse polarity protection		reverse polarity protected
Short-circuit protection		yes

Release date: 2023-01-26 Date of issue: 2023-01-26 Filename: 70133077_eng.pdf

Refer to "General Notes Relating to Pepperl+Fuchs Product Information".

Pepperl+Fuchs Group
www.pepperl-fuchs.com

USA: +1 330 486 0001
fa-info@us.pepperl-fuchs.com

Germany: +49 621 776 1111
fa-info@de.pepperl-fuchs.com

Singapore: +65 6779 9091
fa-info@sg.pepperl-fuchs.com

PEPPERL+FUCHS

Technical Data

Suitable for 2:1 technology	yes , Reverse polarity protection diode not required
Current consumption	
Measuring plate not detected	min. 3 mA
Measuring plate detected	≤ 1 mA
Switching state indicator	LED, yellow
Functional safety related parameters	
MTTF _d	3590 a
Mission Time (T _M)	20 a
Diagnostic Coverage (DC)	0 %
Compliance with standards and directives	
Standard conformity	
NAMUR	EN 60947-5-6:2000 IEC 60947-5-6:1999
Standards	EN 60947-5-2:2007 EN 60947-5-2/A1:2012 IEC 60947-5-2:2007 IEC 60947-5-2 AMD 1:2012
Approvals and certificates	
IECEX approval	
Equipment protection level Ga	IECEX PTB 11.0037X
Equipment protection level Gb	IECEX PTB 11.0037X
Equipment protection level Da	IECEX PTB 11.0037X
Equipment protection level Mb	IECEX PTB 11.0037X
ATEX approval	
Equipment protection level Ga	PTB 00 ATEX 2048 X
Equipment protection level Gb	PTB 00 ATEX 2048 X
Equipment protection level Da	PTB 00 ATEX 2048 X
UL approval	
Ordinary Location	E87056
Hazardous Location	E501628
Control drawing	116-0452
CCC approval	
Hazardous Location	2020322315002256
NEPSI approval	
NEPSI certificate	GYJ16.1393X
TIIS approval	
ANZEx	18.3018X
Ambient conditions	
Ambient temperature	-25 ... 100 °C (-13 ... 212 °F)
Storage temperature	-40 ... 100 °C (-40 ... 212 °F)
Mechanical specifications	
Connection type	cable
Housing material	Stainless steel 1.4305 / AISI 303
Sensing face	LCP
Degree of protection	IP67
Cable	
Cable diameter	2.6 mm ± 0.2 mm
Bending radius	> 10 x cable diameter
Material	PVC
Core cross section	0.14 mm ²
Length	L 2 m
General information	
Use in the hazardous area	see instruction manuals

Release date: 2023-01-26 Date of issue: 2023-01-26 Filename: 70133077_eng.pdf

Refer to "General Notes Relating to Pepperl+Fuchs Product Information".

Pepperl+Fuchs Group
www.pepperl-fuchs.com

USA: +1 330 486 0001
fa-info@us.pepperl-fuchs.com

Germany: +49 621 776 1111
fa-info@de.pepperl-fuchs.com



Singapore: +65 6779 9091
fa-info@sg.pepperl-fuchs.com

 PEPPERL+FUCHS

Connection



Accessories

	BF 8	Mounting flange, 8 mm
	KCD2-E2L	Sensor output interface terminal with lead breakage monitoring

Release date: 2023-01-26 Date of issue: 2023-01-26 Filename: 70133077_eng.pdf